

Figure 1. The effect of the number of trials on the number of correct responses. The number of correct responses (Y-axis) is plotted against the number of trials (X-axis). The data shows a positive correlation, indicating that the number of correct responses increases as the number of trials increases.







+ ONE / PLUMB p.38



+ ONE / MUD p.26



+ ONE / COAL p.46



+ ONE / ASH p.30

+ONE



+ ONE / CHALK p.8



+ ONE / GREIGE p.15

colors

+ONE / CHALK



+ONE / GREIGE



+ONE / MUD



+ONE / ASH



+ONE / PLUMB



+ONE / COAL



A tribute to the clean, contemporary look of American industrial design, +ONE by Milestone captures the look and feel of poured concrete.

With six stunning color options, and two finishes +ONE is a modern take on the gritty appeal of concrete perfect for both residential and high-traffic commercial projects.

Six color options:

chalk, greige, mud, ash, plumb and coal.

Available in 24"x48", 24"x24", 8"x48" and 12"x24"

floor & wall tile, 12"x12" cube and sphere

deco looks and coordinating mosaics

and trim options.





+ ONE CANVAS / WHITE p.18

+ONE CANVAS



colors

+ONE CANVAS / WHITE




+ONE CANVAS / MOKA



A blending of shades that mirrors the look of stained concrete, +ONE CANVAS by Milestone is an extension of +ONE's tribute to the clean, contemporary look of American industrial design. Two versatile, matte & polished finishes pair perfectly with clean, contemporary looks found in modern urban settings.

Two color options: white and moka.
Available in 12"x24" and 8"x48" floor tile options.








+ONE / CHALK









12"x24" . 24"x24" . 3"x24" bullnose / **CHALK** matte





**OUTDOOR
#2**








+ONE / GREIGE








8"x48" / **GREIGE** matte . 8"x48" / **CANVAS WHITE** matte



12"x12" mosaic . 8"x48" / **GREIGE** matte . 8"x48" / **CANVAS WHITE** matte




**OUTDOOR
#2**












+ONE / MUD









+ONE / **ASH**



12"x12" sphere deco / **ASH PLUMB** . 24"x24" . 3"x24" bullnose / **ASH** polished










**OUTDOOR
#2**







+ONE / PLUMB



















+ONE / COAL


















+ONE CANVAS / **WHITE**



+ONE CANVAS / **MOKA**

SIZES & SHADE VARIATION

58


sizes:

24"x24"
Rectified / Matte



1101112 Chalk
1101113 Greige
1101114 Mud
1101115 Ash
1101116 Plumb
1101117 Coal

24"x24"
Rectified / Polished



1101208 Chalk
1101209 Greige
1101210 Mud
1101211 Ash
1101212 Plumb
1101213 Coal

12"x24"
Rectified / Matte



1101130 Chalk
1101131 Greige
1101132 Mud
1101133 Ash
1101134 Plumb
1101135 Coal

12"x24"
Rectified / Polished



1101226 Chalk
1101227 Greige
1101228 Mud
1101229 Ash
1101230 Plumb
1101231 Coal

24"x48"
Rectified / Matte



1101088 Chalk
1101089 Greige
1101090 Mud
1101091 Ash
1101092 Plumb
1101093 Coal

24"x48"
Rectified / Polished



1101184 Chalk
1101185 Greige
1101186 Mud
1101187 Ash
1101188 Plumb
1101189 Coal

8"x48"
Rectified / Matte



1101094 Chalk
1101095 Greige
1101096 Mud
1101097 Ash
1101098 Plumb
1101099 Coal

8"x48"
Rectified / Polished



1101190 Chalk
1101191 Greige
1101192 Mud
1101193 Ash
1101194 Plumb
1101195 Coal

deco:

12"x24" CANVAS
Rectified / Matte



1101254 White
1101255 Moka

12"x24" CANVAS
Rectified / Polished



1101266 White
1101267 Moka

8"x48" CANVAS
Rectified / Matte



1101248 White
1101249 Moka

8"x48" CANVAS
Rectified / Polished



1101260 White
1101261 Moka

Colors shown may vary from
actual product.
Final selection should be made
from actual product samples.

12"x12" Cube Deco



1101160
Chalk - Coal



1101162
Mud - Greige



1101163
Ash - Plumb



1101165
Coal - Chalk



1101161
Greige - Mud



1101164
Plumb - Ash

mosaics & trim pieces:

12"x12" Mosaic / Matte



1101148 Chalk
1101149 Greige
1101150 Mud
1101151 Ash
1101152 Plumb
1101153 Coal

12"x12" Mosaic / Polished



1101238 Chalk
1101239 Greige
1101240 Mud
1101241 Ash
1101242 Plumb
1101243 Coal

6"x12" Cove Base

*special order only



1101136 Chalk
1101137 Greige
1101138 Mud
1101139 Ash
1101140 Plumb
1101141 Coal

3"x24" Bullnose / Matte



1101142 Chalk
1101143 Greige
1101144 Mud
1101145 Ash
1101146 Plumb
1101147 Coal

3"x24" Bullnose / Polished



1101232 Chalk
1101233 Greige
1101234 Mud
1101235 Ash
1101236 Plumb
1101237 Coal

12"x12" Sphere Deco



1101166
Chalk - Coal



1101168
Mud - Greige



1101169
Ash - Plumb



1101171
Coal - Chalk




1101167
Greige - Mud



1101170
Plumb - Ash


59



V1

UNIFORM APPEARANCE

Differences among pieces from the same production run are minimal.



V2

SLIGHT VARIATION

Clearly distinguishable differences in texture and/or pattern with similar colors.




V3

MODERATE VARIATION

While the colors present on a single piece of tile will be indicative of the colors to be expected on the other tiles, the amount of colors on each piece will vary significantly.

+ One Canvas



V4

SUBSTANTIAL VARIATION

Random color differences from tile to tile, so that one tile may have totally different colors from that on other tiles. Thus, the final installation will be unique.

SIZES & SHADE VARIATION

sizes:

OUTDOOR #2

24"x24"
Rectified / Matte



1101414 Chalk
1101415 Greige
1101416 Ash

12"x48"
Rectified / Matte



1101411 Chalk
1101412 Greige
1101413 Ash

Colors shown may vary from
actual product.
Final selection should be made
from actual product samples.


packaging

SIZES	METRIC (CM)	THICKNESS (MM)	PIECES PER BOX	UOM PER BOX	WEIGHT PER BOX	BOXES PER PALLET	UOM PER PALLET	WEIGHT PER PALLET*
FIELD TILES								
12"x48" RECTIFIED MATTE	30x120	20 mm	4	16 SF	147	16	256 SF	2,352
24"x24" RECTIFIED MATTE	60x60	20 mm	2	8 SF	76	36	288 SF	2,736

* WEIGHT PER PALLET DOES NOT INCLUDE PALLET WEIGHT ITSELF.
ALL OTHER SIZES WILL BE PACKAGED AS ORDERED.

PLEASE CONTACT MILESTONE CUSTOMER SERVICE AT 1-877-356-7461 FOR PACKAGING INFORMATION.


MINIMUM GROUT SIZE RECOMMENDED = 5 MM (OR APPROX. 3/16") IF STAGGERED TILE PLACEMENT, WE RECOMMEND USING A 30% OFFSET. IF SPECIFIED BRICK PATTERN WITH 1/2 PATTERN MANDATORY, A BIGGER GROUT IS RECOMMENDED TO HIDE IMPERFECTIONS OF INSTALLATION (MINIMUM 1/4").



V1

UNIFORM APPEARANCE

Differences among pieces
from the same production
run are minimal.



V2

SLIGHT VARIATION

Clearly distinguishable
differences in texture and/
or pattern with similar
colors.



V3

MODERATE VARIATION

While the colors present on
a single piece of tile will be
indicative of the colors to
be expected on the other
tiles, the amount of colors
on each piece will vary
significantly.



V4

SUBSTANTIAL VARIATION








Random color differences
from tile to tile, so that
one tile may have totally
different colors from that on
other tiles. Thus, the final
installation will be unique.





12"x12" cube deco / **CHALK COAL** . 24"x24" . 12"x24" / **COAL** matte

technical specifications

		REFERENCE VALUE	DECLARED VALUE	TEST METHOD
	SURFACE ABRASION		IV	ASTM C1027
	WATER ABSORPTION	≤0.5%	MEETS REQUIREMENT	ASTM C373
	CHEMICAL RESISTANCE	AS REPORTED	NOT AFFECTED	ASTM 650
	DYNAMIC COEFFICIENT OF FRICTION	≥0.42 WET	MEETS REQUIREMENT	ANSI A137.1
	STAIN RESISTANCE	AS REPORTED	NOT AFFECTED	ASTM C1378
	BREAKING STRENGTH	AS REPORTED	≥400	ASTM C648
	RESISTANCE TO FREEZE	AS REPORTED	RESISTANT	ASTM C1026



RESISTANT FOR THE HOUSE The product is water-resistant: it stops liquids, body oils, acidic and staining substances from penetrating the tiles. It resists scratches, scuffs and gauges better than any other floor covering. It does not absorb fumes, odors or smoke. It doesn't discolor or fade when exposed to sunlight, or other natural elements. It is completely fire proof. It resists burns and doesn't feed a fire. Its high resistance to abrasive dirt and grime makes it suitable even for heavy-traffic areas of the house such as hallways, entrances, foyers and walkways.

FROST RESISTANT Exceeding the ADA standard requirements, the Milestone product can also be used for outside applications. It stands up to abrupt temperature changes and freezing-thaw cycles. When properly installed according to ANSI A137.1. It's strong enough to be used in exterior applications even in frigid climates. Proper consideration must be given to the anti-slip requirements of the area to be tiled.

ANTI-SLIP The testing conducted on our finished product will guarantee that all of our tiles will have an anti-slip surface so they may be used with total confidence in kitchen and bath applications. The Milestone product is perfect for both home and commercial interiors, such as restaurants, offices, retail stores, etc. Its anti-slip properties provide a safe walking surface in both wet and dry conditions, according to the Americans with Disabilities Act.

HYGIENE/SANITATION & EASY CLEANING The Milestone product doesn't absorb odors or bacteria of any kind. It's easy to clean with a damp sponge, mop, or cloth. For a more intense cleaning, simply use a mild solution of water and a common household detergent. Regular cleaning will stop the growth of germs and bacteria in damp areas such as the bathroom.

• DUE TO THE INHERENT NATURE OF FIRED PORCELAIN TILE, IT IS IMPORTANT TO NOTE THAT THE COEFFICIENT OF FRICTION MAY VARY WITHIN AND BETWEEN PRODUCT RUNS.

packaging

SIZES		THICKNESS (MM)	PIECES PER BOX	UOM PER BOX	WEIGHT PER BOX	BOXES PER PALLET	UOM PER PALLET	WEIGHT PER PALLET*
FIELD TILES								
12"x24" RECTIFIED MATTE / POLISHED	NOMINAL	10 mm	6	12 SF	52.8	48	576 SF	2,535
8"x48" RECTIFIED MATTE / POLISHED	NOMINAL	10 mm	6	16 SF	75.2	24	384 SF	1,805
24"x24" RECTIFIED MATTE / POLISHED	NOMINAL	10 mm	3	12 SF	52.8	36	432 SF	1,901
24"x48" RECTIFIED MATTE / POLISHED	NOMINAL	10 mm	2	16 SF	76.8	32	512 SF	2,457.6
DECO								
12"x24" CANVAS RECTIFIED MATTE / POLISHED	NOMINAL	10 mm	6	12 SF	52.8	48	576 SF	2,535
8"x48" CANVAS RECTIFIED MATTE / POLISHED	NOMINAL	10 mm	6	16 SF	75.2	24	384 SF	1,805
12"x12" CUBE DECO	NOMINAL	10 mm	10	10 PCS	41	45	450 PCS	1,845
12"x12" SPHERE DECO	NOMINAL	10 mm	10	10 PCS	41	45	450 PCS	1,845
MOSAICS AND COORDINATING TRIMS								
2"x2" MOSAIC (12"x12"- 36 DOT) MATTE / POLISHED	NOMINAL	10 mm	10	10 PCS	35	45	450 PCS	1,575
3"x24" BULLNOSE MATTE/POLISHED	NOMINAL	10 mm	12	12 PCS	25.2	48	576 PCS	1,201
6"x12" COVE BASE MATTE	NOMINAL	7mm	10	10 PCS	17.5	64	640 PCS	1,120

* WEIGHT PER PALLET DOES NOT INCLUDE PALLET WEIGHT ITSELF.

ALL OTHER SIZES WILL BE PACKAGED AS ORDERED.

PLEASE CONTACT MILESTONE CUSTOMER SERVICE AT 1-877-356-7461 FOR PACKAGING INFORMATION.

MINIMUM GROUT SIZE RECOMMENDED = 5 MM (OR APPROX. 3/16") IF STAGGERED TILE PLACEMENT, WE RECOMMEND USING A 30% OFFSET. IF SPECIFIED BRICK PATTERN WITH 1/2 PATTERN MANDATORY, A BIGGER GROUT IS RECOMMENDED TO HIDE IMPERFECTIONS OF INSTALLATION (MINIMUM 1/4").

Routine care instructions:

1. Wash with water to remove superficial dirt.
2. Application of Fila Cleaner® Fila (commercial product) diluted to an average of 1:200 to the surface.
3. Let the solution sit 5-7 minutes.
4. Remove the cleaner with a vigorous mechanical cleaning action using common hand cleaning equipment, or a suitable floor-cleaning appliance.
5. Dry the floor completely.

Note: For desired results, it is particularly important to combine the effect of the detergent with a vigorous mechanical cleaning action.

The products mentioned in these instructions do not officiate any official agreements with any floor cleaning product producers.

CLEANING & MAINTENANCE



CERTIFICATIONS & ACCREDITATIONS

PROGRESS THAT TOUCHES AND INVESTS IN THE ENTIRE SOCIETY

As a active member of the U.S Green Building Council, Milestone spreads awareness to the entire American communities and encourages towards the use of building solutions inspired by environmentally friendly practices. Using Milestone products for project implementation, will positively contribute in obtaining scores and points required for earning the LEED certification (Leadership in Energy and Environmental Design).

A COMMITMENT TO THE DEVELOPMENT OF PRODUCTS FOR A CONSCIOUS BUILDING TRADE

Milestone offers products containing recycled material. The adoption of eco-compatible production systems is merit of Italian designs produced in the U.S.

TECHNICAL DEVELOPMENT THAT CONSIDERS THE NATURAL ENVIRONMENT

Milestone commits to the eco-compatible project and translates the same into an avant-guard production process, minimizing the negative impact on the environment.

WHY PORCELAIN?

There are many reasons to choose impervious porcelain tile over other floor coverings. It offers the largest array of design options and holds its value the longest. In a comparison between the many different flooring options, porcelain tile offers one of the most durable and least expensive options over the lifespan of the building.

Benefits of Porcelain Tile

- Impervious to water
- Easy to maintain
- Variety of design options
- Environmentally friendly
- Resistant to germs and bacteria
- Fade resistant
- Fire resistant
- Durable - best long-term value vs. other floor coverings

SUGGESTED INSTALLATIONS

PEI Class

IV

Moderate to heavy foot traffic

Recommended for all residential applications as well as medium commercial and light institutional applications.



300 International Blvd. Clarksville, TN 37040 | www.milestonetiles.com | 1-877-356-7461

