


SLIDE

Slide Emerald Wall 4" x 12"



Slide Emerald Wall 4" x 12"





Slide Ocean & Sand Wall 8" x 24"






Slide Grey, White, Ocean, & Emerald Wall 8" x 24"



Slide Matita Caramel .5" x 24"



Slide Mink & Caramel Wall 8" x 24"
Slide Matita Caramel .5" x 24"



Slide Mink Wall 4" x 12"





Slide Mink Wall 4" x 12"

Slide Wall Collection



White

8 x 24
Glossy
562221

4 x 12
Glossy
754894



Sand

8 x 24
Glossy
562225

4 x 12
Glossy
754898



Caramel

8 x 24
Glossy
562227


4 x 12
Glossy
754900



Mink

8 x 24
Glossy
562226

4 x 12
Glossy
754899



Emerald

8 x 24
Glossy
562222

4 x 12
Glossy
754895



Ocean

8 x 24
Glossy
562223

4 x 12
Glossy
754896



Grey

8 x 24
Glossy
562224

4 x 12
Glossy
754897



Slide Grey & White Wall 4" x 12"

Slide Matita

Matita White

.5 x 24
Glossy

861545

Matita Sand

.5 x 24
Glossy

861544

Matita Caramel

.5 x 24
Glossy

861540

Matita Mink

.5 x 24
Glossy

861546

Matita Emerald

.5 x 24
Glossy

861541

Matita Ocean

.5 x 24
Glossy

861542

Matita Grey

.5 x 24
Glossy

861543



Slide WhiteWall 4" x 12"

DI SEGALE
AI SEMI DI PAPAVER
AI SEMI DI SESAMO
INTEGRALE



Slide Wall Tech Specs

PHYSICAL PROPERTIES

CALIBRATED

Nominal Size
 Caliber Range
 Warpage Edge
 Warpage Diagonal
 Wedging

RECTIFIED

Nominal Size
 Caliber Range
 Warpage Edge
 Warpage Diagonal
 Wedging

ALL GLAZED WALL TILE

Mounting
 Thickness³
 Bond Strength
 Water Absorption
 Color Uniformity²
 Crazing Resistance
 Thermal Shock
 Chemical Resistance
 Stain Resistance
 Breaking Strength
 Resistance to Freeze/Thaw Cycling⁴

TEST

ASTM C499
 Variation from average facial dimension of sample, tested per ASTM C499

ASTM C485
 ASTM C485
 ASTM C502

ASTM C499
 Variation from average facial dimension of sample, tested per ASTM C499

ASTM C485
 ASTM C485
 ASTM C502

Section 9.5
 ASTM C499
 ASTM C482
 ASTM C373
 ASTM C609 and Section 9.3
 ASTM C424
 ASTM C484
 ASTM C650
 ASTM C1378
 ASTM C648
 ASTM C1026

GLAZED WALL TILE SPECIFICATION⁵

	MINIMUM	MAXIMUM
	-2.00%	2.00%
	-0.30% or -0.04 in (1.0 mm) ¹	-0.30% or -0.04 in (1.0 mm) ¹
	-0.30% or -0.04 in (1.0 mm) ¹	-0.40% or -0.05 in (1.3 mm) ¹
	-0.30% or -0.05 in (1.3 mm) ¹	-0.40% or -0.07 in (1.8 mm) ¹
	-0.40% or -0.05 in (1.3 mm) ¹	-0.40% or -0.05 in (1.3 mm) ¹
	-2.00%	2.00%
	-0.25% or -0.03 in (0.8 mm) ¹	-0.25% or -0.03 in (0.8 mm) ¹
	-0.30% or -0.04 in (1.0 mm) ¹	-0.40% or -0.05 in (1.3 mm) ¹
	-0.30% or -0.05 in (1.3 mm) ¹	-0.40% or -0.07 in (1.8 mm) ¹
	-0.25% or -0.03 in (0.8 mm) ¹	-0.25% or -0.03 in (0.8 mm) ¹
	Pass	Pass
	N/A	Range: 0.031 in (0.079 mm)
	≥ 50 psi (0.34 MPa)	
	P4	P4
	N/A	VO - 3 Judds
	Pass	
	Pass	
	As Reported	As Reported
	As Reported	As Reported
	Average ≥ 125 lbf. (1.11 kN) / Individual ≥ 100 lbf. (0.44 kN)	
	As Reported	As Reported

¹ Whichever is less ² Class VO Tile Only ³ May not apply to textured surfaces or tiles with uneven back patterns ⁴ When installation subject to freeze/thaw conditions ⁵ These specifications do not include pressed floor tile, porcelain tile, quarry tile, nor mosaics, when used on walls.

Slide Packaging

PRODUCT	SIZE	BOX PIECES	BOX SF	PALLET BOXES	PALLET SF	THICKNESS	WEIGHT LB/SF	WEIGHT LB/BOX
Wall Tile	8" x 24"	10	12.912	48	619.7	7	2.36	30.413
	4" x 12"	34	10.98	80	878.4	7	2.83	31.073

Color Shade Variations

As in nature, our products vary piece to piece. Please refer to the graph for variations.



V1

Difference among pieces from the same color are minimal



V2

Shade variance within the same color




V3

Significant shade variation within the same color



V4

Extreme shade variation, piece to piece, within the same color



Iris U.S. Customer Service
800.323.9906
www.irisus.com