

# Portobello America

## IPA NEMA

Glazed Porcelain Tile



Ipanema, eternal inspiration, was designed through the creative eye of Oskar Metsavaht. From art to design, landscape to geometry – Neotropical is the concept here. A contemporary and “carioca” look.

A particular path designed on chromatic compositions. Black and white tones of small stones found on Portuguese boardwalks were translated into close-ups.

The pure geometry of the square or sinuosity of the mosaic that alters the scale and expands the beauty of famous “cariocas” sidewalks.

# Ipanema


Glazed Porcelain Tile

## Posto 10 | V3



48x48 NAT RECT  
#200051E

### 2x2 Mosaic Square



12x24 NAT BOLD  
#200167E




12x12 NAT BOLD  
#79703ET

## Posto 12 | V3




48x48 NAT RECT  
#200048E

### 2x2 Mosaic Square



12x24 NAT BOLD  
#200168E




12x12 NAT BOLD  
#79704ET

## Posto 7 | V3



48x48 NAT RECT  
#200052E

### 2x2 Mosaic Square



12x24 NAT BOLD  
#200166E



12x12 NAT BOLD  
#79705ET

## Neotropical Grey Mix | V3











8x8 NAT RECT  
#12852E

## Neotropical Black Mix | V3



8x8 NAT RECT  
#12887E

## TECH DATA

 Freeze Resistant	 Shade Variation	 Color Body	 Water Absorption	 Stain Resistant	 DCOF AcuTest	 Chemical Resistant	 Mohs Hardness
Resistant	V3	N/A	≤ 0.5%	Resistant	≥ 0.42%	Resistant	7

## PACKING INFO

Product Size Inches	THICKNESS MM	LBS/ CARTON	PCS/ CARTON	SF/ CARTON	SF/ PALLET	LBS/ PALLET	CARTON/ PALLET
12x24	10	70.99	8	15.71	628.40	2,889	40
48x48	10	74.29	1	15.39	554.04	2,725	36
8x8	9.5	15	8	3.44	495.36	2,210	144
12x12 Mosaic	10	35	10	9.56	343.98	1,310	36


For reference only.

## USAGE INFORMATION

- > Suitable for commercial and residential wall and flooring.
- > Suitable for all interior applications.
- > Suitable for all exterior wall applications.

Application	Residential	Commercial	Industrial
Floors	√	√	
Wall & Backsplash	√	√	√
Counters	√		

## FORMATS



48x48



12x24



8x8



12x12

## MORE INFO:



79881ET  
Version 1

Portobello America  
1600 NW 18th Street, Suite 708  
Pompano Beach, FL 33069

General Inquiries:  
info@portobelloamerica.com  
Phone: 1-954-376-6259



#WHYTILE



TCNA



Posto 7